

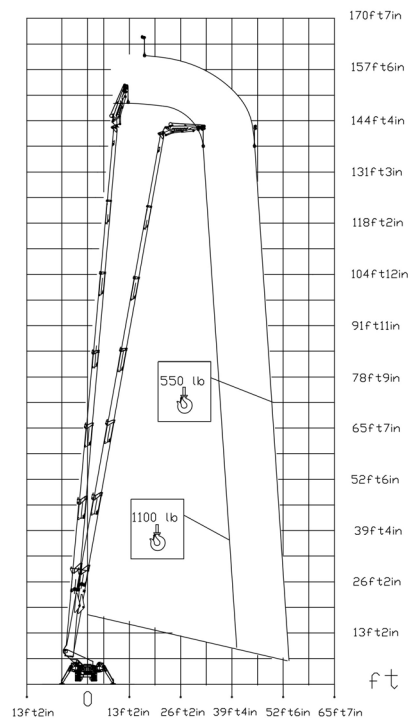




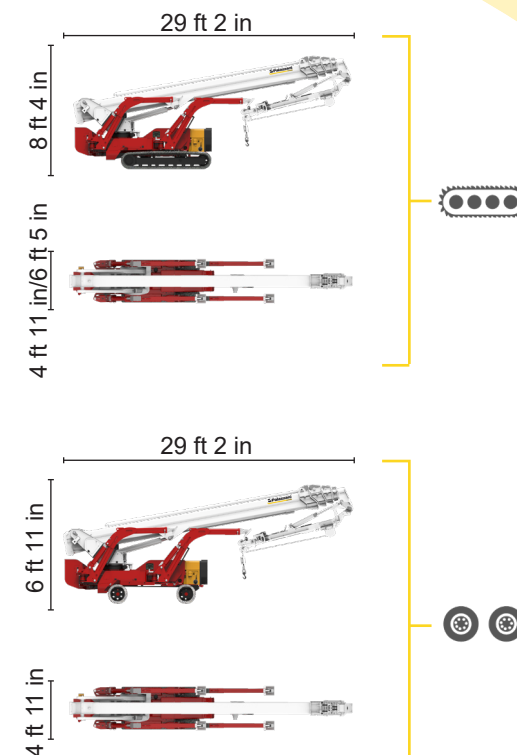
BI-ENERGY



 Diesel
32,5 kW

 Single-phase
Electric motor
110VAC - 2,2 kW



1100 lb	550 lb
41 ft	54 ft



XTJ 170+/C		154 ft 2 in	41 ft	1100 lb	660°	7 ft 10 in x 2 ft 4 in	90°+80°	13 ft 7 in/16 ft 12 in 16%	42%	1,2 mph	33025 lb	21357 lb	93,8 psf	146,4 psf
XTJ 170+/W		154 ft 2 in	41 ft	1100 lb	660°	7 ft 10 in x 2 ft 4 in	90°+80°	13 ft 7 in/16 ft 12 in 16%	21%	0,7 mph	28660 lb	21357 lb	81,2 psf	159,6 psf

Available power options:

BI-ENERGY (DIESEL+AC)

Characteristics and technical data are informative only and subjected to change without notice.

Palazzani Industrie S.p.A.
Via del Pavione, 4 - 25050 - Paderno F.C. (BS) - Italy
Tel. (+39) 0306857073
info@palazzani.it
www.palazzani.it



QUALITY SYSTEM
CERTIFIED BY BUREAU VERITAS
= ISO 9001=

NC 849 A 22